

brother

SINGER

JANOME

baby lock

BERNINA
made to create

THE GOOD SEWING MACHINE Guide 2022

ALL NEW AND UPDATED

Buy from the best with guidance
and advice from **SEW** magazine



Your *dream machine* awaits

- All the brands you know and love
- Inflation-busting **BEGINNER MODELS**
- Buys to boost your sewing skills
- **NEVER-BEFORE-SEEN** machines
- Get the most out of your test run



SINGER®

The world's favourite sewing machines

Heavy Duty Makes Light Work

SINGER Heavy Duty
sewing machines
can sew through just
about anything you
throw at them.

Features of the range include:

- * Extra power motor
- * High sewing speed
- * Stainless steel bedplate
- * Heavy duty metal frame



   @singersewinguk

www.singerco.co.uk

Great British Sewing
Bee 2020 favourite
Nicole Akong impressed
everyone with her stunning
clothing creations. Now,
she is creating exciting
projects on her Singer
machine for you to try.
Find her on Instagram @
nicole_akong or visit

www.singerco.co.uk/projects

SEW

who does what...

Editor Lucy Jobber
lucy.jobber@dcthomson.co.uk

Deputy Editor Libby Loughnan
libby.loughnan@dcthomson.co.uk

Content Writer Sheena Adesilu

Contributors
Sophie Tarrant

Advertising Director
Owen Cook
owen.cook@dcthomson.co.uk

Advertisement Sales
Samantha Kirby
samantha.kirby@dcthomson.co.uk
01206 505425

Caleb Harper
caleb.harper@dcthomson.co.uk
01206 505913

Art Director Phil Dunham

Graphic Designer
Samantha Rogers
Charlotte Weatherley
Louise Warner

Ad Production Angela Scrivener

Photography
CliQQ Photography, cliqq.co.uk

Additional images
Shutterstock, shutterstock.com

Accounts Denise Bubb
01206 505958

Subscription Enquiries
0800 904 7000

Website Enquiries
webmaster@sewmag.co.uk

Head of Enterprise
Andrea Turner

Customer Service
aceville@dctmedia.co.uk

Distributed by Frontline Ltd.,
Peterborough 01733 555161

DC THOMSON

Published by DC Thomson & Co Ltd
21-23 Phoenix Court, Hawkins Road,
Colchester, Essex CO2 8JY
© DC Thomson & Co Ltd 2022

Discover your dream machine over the page



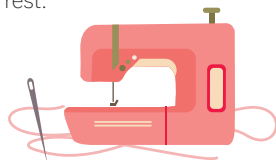
Welcome to *The Good Sewing Machine Guide 2022*. We're delighted to introduce you to more than 25 models on the market, so you can choose the right one for you. As you turn each page, you'll see that every machine has been carefully chosen according to skill level, then ordered by price, so you can keep to your budget. There are five categories: beginner, intermediate, advanced and overlockers. Oh, and for those looking for something a little different, you can check out our bonus star picks on page 31.

We appreciate that investing in a new model can be a little overwhelming, so we've spoken to a whole host of experts to assist you in getting the most out of your new model, as well as the questions you need to ask before purchasing. Plus, once you've treated yourself, you can turn to page 7 for a machine cover and page 25 for a non-slip pedal rest.

Happy sewing!

Lucy

Lucy Jobber, Editor



INTRODUCING OUR SEWING MACHINE GUIDE SPONSORS

With thanks to the sponsors of our special magazine, who have shared machines for you to browse, and stitching essentials to kit out your sewing space



Patterns that are featured in *The Good Sewing Machine Guide 2022* are reproduced in good faith that they do not infringe any copyright. The publishers are not responsible for any safety issues arising from any products and items created from projects contained within *The Good Sewing Machine Guide 2022* magazine. While all possible care has been taken to ensure the accuracy of all projects, we are not responsible for printing errors or the way in which individual work varies. Please note that this supplement contains paid-for content.

Get in touch!



editorial@sewmag.co.uk



facebook.com/sewhq



Twitter @sewhq



Instagram @sewhq



Sew Magazine, 1 Phoenix Court, Hawkins Road, Colchester, Essex, CO2 8JY

p5

Beginner Basics

Beginning your journey? See these starter models

Protect your gadget with a practical cover that doubles as a storage mat

p7

Sewing Machine Cover

p13

Upgrade Models

Stretch your stitch skills one step further with these brilliant machines

Over to the experts! We answer the questions that you've always wanted to ask

p18

Sewing SOS

p20

Love it, Buy It

Give your sewing space a revamp with these must-have essentials

SEWING MACHINE Guide 2022 Contents

Invest in state-of-the-art machines that are packed with those little extras

p22

Top Tech

p25

Non-Slip Foot Pedal

Yes, you can go pedal to the metal without any risk of movement

Whatever your ability, we've got a sewing machine that will tick your boxes. We've also thrown in extras to help you get great value out of your new purchase, too

p31

Star Machines

The best designs on the market that you need to know about

Treat yourself to a specialist machine for quality seams and much more

p27

Ultimate Overlockers

Where to Start

GETTING YOUR JOURNEY OFF THE GROUND

From completing your first project to discovering your favourite fabric shop, you have so much to look forward to as a novice stitcher. One such thing is the process of selecting your first machine. However, with so many models available you may be finding this task a little overwhelming. It can be tough working out what features you should be prioritising and what brands you should be trusting with your hard-earned money. To give you a helping hand, we've lined up a selection of entry-level machines.



£149



Singer M2105

The Singer M2105 sewing machine is lightweight and portable, making it the ideal partner for those with smaller workspaces, or for those who adore taking classes. There are eight key stitches, all with a pre-set stitch length and width, eliminating any guesswork for the beginner. Stitches are also clearly displayed on the Stitch Selector Dial, and the buttonhole sewing is just a simple four-step process.

Built for Beginners

- Quick and easy threading
- Full metal frame for durability
- Lightweight and portable
- Front-loading bobbin

singerco.co.uk

 **SINGER**

£159



Brother LX25

Backed by Brother's decades of expertise, the LX25 Sewing Machine really is a dream choice for beginner home sewers, making it easy and fun to learn all the basics. It has a bright LED light that helps you see what you're doing. Plus, the slide-off accessory compartment means that even fiddly jobs are simple to complete. It's also light and compact, meaning you can stow it away in your cupboards without any fuss.

Just for Starters

- 25 built-in stitches
- Auto four-step buttonhole
- Extra-bright LED light
- Top load drop-in bobbin

sewingcraft.brother.eu

brother

£219



Janome J3-18

This is an excellent starter machine that is also ideal for those that sew occasionally. It is an easy-to-use two dial model: one for stitch selection and the other for adjusting stitch length. Dressmakers will love the automatic four-step buttonhole, which creates professional looking closures, while the automatic needle threader takes the strain out of threading the needle. There's plenty of accessory storage and a soft cover for protection, too.

A Practical Option

- 18 built-in stitch choices
- Variable stitch length
- Built-in needle threader
- Convertible free arm

janome.co.uk

JANOME

Protect your prized possession with our **Machine Cover**

Keep your essentials to hand and make sure your sewing machine is dust-free with help from this ingenious cover from **Carolyn Letten**.

Decorated with free motion embroidery, this handy accessory also doubles up as the ultimate storage solution for your favourite bits and bobs. Work out the best configuration of pockets for your essentials – adjusting the shapes and sizes to create the ideal crafting caddy.



YOU'LL NEED:

Fabric, cotton: plain orange, turquoise and pink; floral print, blue, pink; blue crosshatch

Wadding

Lightweight iron-on interfacing

Cotton tape: royal blue, 1cm wide, one; decorative, 2cm wide, one

1 Download and print the templates from sewmag.co.uk. Cut a square of plain orange fabric, 44cm square, and a rectangle of plain turquoise fabric, 23cm x 44cm. Pin both of the pieces together along the long edges and sew a 1cm seam across. Iron the seam open on the reverse. Working 3mm up from the seam, sew a length of decorative tape across the orange fabric. Iron on the reverse. Cut blue crosshatch fabric, 6cm x 44cm. Fold each long edge in by 1cm and iron to crease. Pin in place on the orange fabric, 5mm up from the top of the decorative tape. Machine stitch 2mm in from the fold lines. Iron on the reverse.

2 To make the pocket section, cut pink floral print fabric, 17cm x 26cm. Snip blue crosshatch fabric, 8cm x 17cm, and large blue floral print, 15cm x 17cm. Pin the right hand end of the pink floral piece, right sides together, with the left side of the blue crosshatch piece along the 17cm sides. Sew a 1cm seam. Pin the left-hand end of the blue floral fabric to the right

hand side of the crosshatch fabric and sew a 1cm seam. Press open on the reverse. Fold the long top edge over onto the wrong side by 5mm then by 1cm. Sew the seam across and press.

3 Snip small pink floral fabric, 10cm x 20cm, and plain pink fabric, 7cm x 10cm. Pin them right sides together on the 10cm edges. Sew a 1cm seam, 2cm from the top. This should trap in the raw ends of a 5cm folded length of decorative tape. To divide the pocket, sew along both edges of a piece of decorative tape, allowing an extra 2cm overhang at the top. Iron a 1cm fold onto the wrong side at both ends of the small pocket section. Fold the top edge over onto the wrong side by 1cm, then again by 1cm, remembering to catch in the raw end of the decorative tape. Sew the seam across.

4 Pin the finished small pocket piece onto the larger main pocket section, and sew down both folded ends, along one edge of the vertical decorative tape and down the seam where the plain pink fabric joins the small pink floral material. Iron on the reverse. Pin the front pocket section, right side up, along the bottom of the main body of the right side up cover, so that all of the raw edges match. Machine stitch a 5mm seam down both sides and across the bottom. Iron on the reverse.

5 Use the template provided to trace 'sew tidy' onto tissue paper. Pin it in place centrally across the plain

turquoise mid section, then machine embroider over it, tear the tissue away and sew over it again. Cut out some of the large flowers, back with interfacing and sew in place. Stitch a few random single flowers onto the other end of the orange cover, which becomes the back. Iron on the reverse.

6 Lay the cover right sides together with a piece of orange fabric cut the same size. Lay on top of a piece of wadding which is cut slightly bigger all the way around, pin together and fold in half. Cut four lengths of royal blue tape to 35cm. On one raw end of each, fold over twice and sew to secure the end. Slip the tapes in between the two fabric pieces 13cm down from the fold on each side of the front and back, so the remaining raw end of each sticks out. Unfold the cover and sew a 1cm seam all the way around, leaving a 12cm gap for turning. Trim across the corners and trim the

Buy the fabric...

We used Eden Flower Bump in pink and blue, and Stay Golden Morning in turquoise and pink, £15.50 per metre, sewhot.co.uk. The printed tape measure cost £1.10 from backstitch.co.uk

BONUS PROJECT



Place a large pocket on the back of the cover to keep machine instructions handy

excess wadding. Turn right side out, push all the corners out, iron, then topstitch all the way around 3mm in from the edge, catching in the unstitched gap as you go.

7 Snip pieces of the small blue floral print, plain orange, plain pink and crosshatch blue fabric to 7cm x 13cm wide. With a 5mm seam allowance, stitch the blue floral piece to the orange and the pink to the crosshatch across the width. Press the seams. Using the tissue method, sew 'threads' onto the orange fabric, centrally at the top. Pin the front and back right sides together, then sew a 5mm seam down both sides and

across the bottom. At each bottom corner, make a mark with an erasable pen on the side seam, 3cm up. Pull both sides apart and flatten so the side seam meets the bottom seam. At the pen mark, stitch across, then cut the resulting excess triangle shape piece off to 5mm.

8 Make a lining from two pieces of crosshatch, 13cm square. Back with interfacing. Pin right sides together and sew a 5mm seam down both sides and across the bottom. Repeat the previous step on both corners. Turn it right side out and push it into the outer of the bin which is wrong side out,

push down into the corners, making sure the side seams align and trim them both to the same height.

9 Cut the decorative tape, 10cm long, fold in half and with the loop pushed down in between the two fabrics at the central back with the raw ends sticking out, pin and sew a 5mm seam around the top leaving a gap for turning. Turn right side out by pulling everything through the gap and pushing the lining well down into the bin. Close the gap and topstitch all the way around. Fold the loop for hanging over the big floral pocket top and stitch in place to finish.

Soft Byte LTD presents

Fittingly Sew 2



Measure up

Build garments from templates or build your own pieces

Try out your own fabrics on your garments

Print full-sized Patterns from your printer

Take a graphic image ...

... using reflections & effects, create exciting and unique fabric patterns

For more information please visit: softbyte.co.uk



ABERDEEN SEWING MACHINES
SEWING & EMBROIDERY MACHINES,
SALES, REPAIR & SERVICING



DOMESTIC MACHINES



INDUSTRIAL MACHINES



Choose from our different sewing machines, that stitch together the features you need, to achieve the best results!

We also stock a range of beautiful fabrics, threads, accessories, needles etc. Recycle your old machine. Special Education rates. Gift Vouchers. You Tube videos and so much more!

www.aberdeensewing.com | 01224 478555
Aberdeen Sewing Machines, Unit 4, Novar Place, Aberdeen, AB25 3LG

Quilty Pleasure

Take your patchwork projects to the next level with the Grace Cutie Frame

Building upon their heritage, and knowledge from designing the Hoop Frame, Grace Co created the Cutie to be small enough to fit on almost any table or desk, and easily stored away when not in use. It's supplied in a carry home box and sets up in under an hour. This invaluable accessory allows you to quickly finish all those quilts that you have pieced but not quilted. Stocked and distributed by leading Newport supplier J & B Sewing Machine Co, the Cutie can be used with most domestic sewing machines and be guided from the front or rear using the fully adjustable handles.

The frame comes with everything you need, including the upper and lower carriages, and full instructions for assembly. It's also priced at a fraction of the cost of other frames, making it an affordable choice for upcoming projects.

Top Features

- Only 4ft wide, ideal for storing
- Adjustable upper carriage handles
- Full instructions for assembly inside
 - Lightweight and portable
 - An affordable choice for all

Cutie[™]
Tabletop Fabric Frame



TO FIND OUT MORE, OR TO PURCHASE YOUR GRACE CUTIE FRAME ONLINE, VISIT JBSEWING.COM

CROFT MILL



DRESS
&
CRAFT
FABRICS

DELIVERING BEAUTIFUL FABRICS FOR OVER 50 YEARS

VISIT OUR WEBSITE TO FIND 1000'S OF GORGEOUS FABRICS - WWW.CROFTMILL.CO.UK

Highlight
Crafts

The Home of



Cushion Kits Fabric By The Metre
Applique Panels



Have you seen our incredible latest designs?

A
CHRISTMAS
EVE



Did you know that we design and print
our fabric right here in Derbyshire?



First Prize &
Pretty Bloomers



Babbling
Brook



GET 10% OFF THE LEMON LANE RANGE USING CODE:

SEW2210

ENTER CODE AT CHECKOUT FOR 10% OFF THE LEMON LANE RANGE
EXCLUSIONS APPLY | VALID UNTIL 30/11/2022

Place your order today by visiting:
HIGHLIGHTCRAFTS.COM

FIND US ON Social




Time to Upgrade

STEP UP YOUR SEWING TODAY

When it comes to intermediate sewing machines, the most popular options are computerised, with many featuring LCD screens. This is great news if you would like more control over your stitching and have your heart set on a superior sewing experience. You will also notice that a lot of the intermediate models will help you to personalise your projects – introducing names, characters, and motifs for that special finish.



£ 319



Singer 4423 Heavy Duty

This model is a fully automatic sewing machine with a maximum speed of 1,100 stitches per minute. The 60% more powerful motor makes it able to sew through heavyweight fabrics and pierce thick seams with ease, working well with everything from silk right through to leather. Built to last, the metal interior frame and stainless-steel bedframe also offers continuous stability and exceptional durability so you can continue crafting for many years to come.

Sew Practical

- Heavy-duty metal frame
- Extra-high sewing speed
 - 23 built-in stitches
- Automatic one-step buttonhole
 - Top drop-in bobbin

singerco.co.uk



£ 379



Janome Sewist 725S

Introducing a modern mechanical machine for beginners to learn all the stitch settings; it includes utility and decorative designs, together with a practical one-step buttonhole. It's easy to start sewing with the built-in needle threader, the top loading bobbin, and the LED light. A hard cover comes as standard and the accessories can be stored in the convenient drawer at the front of the machine.

Popular Choice

- Hard cover included
- 25 stitches, including utility designs
- Built-in needle threader
- Variable stitch length and width

janome.co.uk



£ 399



Singer 7640 Confidence

Create personal sewing projects with this Singer Confidence Sewing Machine. The 7640 model comes with 200 built-in stitches, including alpha-numeric patterns so that you can personalise designs with lettering. Its vast range of stitches allows you to create and embellish stylish garments, home decor and more. The machine also allows you to sew buttonholes in one easy step, with eight styles included – such as the basic bartack style, round end, and keyhole.

Endless Features

- 200 built-in stitches
- Easy touch stitch selection
 - Comes with great value accessories
 - Speed control with start / stop button

singerco.co.uk



UPGRADE MACHINES

£ 4 2 9



Brother Innov-is A50

This powerhouse has been designed to be simple for beginners to use, while still incorporating those essential features appreciated by experts. You'll enjoy smooth, strong, even feeding on all kinds of fabrics – heavy, stretchy and delicate, the A50 can handle them all. With 50 built-in stitches, intuitive electronic jog dial, advanced one-action needle threader and five styles of one-step automatic buttonhole there are plenty of features to enjoy.

Buy it, Love it

- Twin needle setting
- 50 built-in stitches
- Quick set drop in bobbin
- Slide speed control

sewingcraft.brother.eu

brother

£ 5 4 9



Janome 5060QDC

This high-spec computerised model has an easy-set, jam-proof drop in bobbin and a needle threader to help you get started. With a seven-piece Superior Feed System (SFS+), there's great fabric control and a free arm to tackle all those tricky tasks. It comes with a presser foot adjustment dial and it has an extension table to give you that extra bit of room for larger projects, too.

Guaranteed Results

- LCD Display
- Built-in needle threader
- Extension table included
- Free-motion embroidery foot

janome.co.uk

JANOME

£ 6 2 9



Janome Sewist 740DC

A fantastic contemporary computerised machine for beginners and advanced stitchers alike to accomplish sewing success. Featuring a wide, stable work area with direct stitch selection, as well as 40 built-in stitches for plenty of choice. The LED light and LCD screen allow for fuss-free sewing and a hard cover comes as standard. Make the right choice with the new Sewist 740DC!

Love This Model

- 20 large stitch selection keys
- 40 stitch choices
- Built-in needle threader
- Easy set, drop-in bobbin

janome.co.uk

JANOME

CONTINUED ON PAGE 16

A Flagship Design

It doesn't matter whether you are dressmaking, quilting, crafting, or making home furnishings,

Janome has a machine for you

The new CM17 is top of the Janome range with many exciting, refined features and industry firsts, like the built-in Accurate Stitch Regulator (A.S.R) with an interchangeable ruler work foot. Janome has a broad range of models and types of machines suitable for all sewists and projects including the Professional Series models, plus overlocker and coverstitch machines.

The entry level 230DC and 360DC models have a great selection of stitches; you can choose either the 30 or 60 stitch version. These models are fully computerised with stitches and settings at the touch of a button and have lots of easy-to-use features which make sewing a pleasure. You can be assured of robust build quality, with the aluminium die cast

bodies. Perfect for beginners and more experienced sewists, with an auto needle threader, smooth feeding of fabric, lock stitch to finish off all your ends and hard covers for storage.

Essential Features

- **Auto needle threader**
- **Lock stitch to finish your ends**
- **Hard cover for storage**
- **Aluminium die cast body**



TO FIND OUT MORE, OR TO DISCOVER YOUR LOCAL JANOME STOCKIST, VISIT JANOME.CO.UK

NEXT GENERATION COMBINATION MACHINE



Hi-Definition Embroidery™

- Largest Embroidery Field – 280 x 460mm (11" x 18.1")
- Fastest Maximum Embroidery Speed – 1,200 SPM
- 1,230 Built-in Designs
- Industrial-strength Embroidery unit inspired by Janome Robotics



Hi-Definition Quilting™

- AcuStitch Regulator (ASR) – Compatible with Rulers
- AcuFeed Flex Fabric Feeding System
- Largest Workspace - 343 x 140mm (13.5" x 5.5")



Hi-Definition Sewing™

- Slim Machine Head
- Bright, Shadowless Lights
- Powerful Motor:
Speeds up to 1,300 SPM
Penetration up to 13 layers of denim
- Needle bar thumbwheel for precise needle movement

CONTINENTAL M17



The world's leading sewing machine manufacturer

JANOME
janome.co.uk

Sewing SOS!

SEWING MACHINE Q+A

QUESTIONS ANSWERED BY MELANIE HAIGH, REGIONAL ACCOUNT SUPPORT AND PRODUCT SPECIALIST FOR **brother** SEWING MACHINES UK

I've booked in for a machine test run at my local store. What should I look out for, and what questions should I be asking?

You should be looking for something to suit your purpose. For example, what are you making? How big are the projects? What types of fabrics are you sewing with? Keep an eye out for easy-use needle threaders, sewing space, thread cutting, easy access for needle changing, bobbin winding, and one-step buttonholes. You should also ask what's included, such as additional feet, maintenance tools, plus bobbins and spool caps. Knee lifts are also on some machines, such as the Innov-is F420, which will keep your hands free. I would also suggest taking fabric along with you. See how it sews, and try a few stitches. Don't forget to ask about warranty and service options, too.

I've recently made the exciting move to selling my embroidered clothing. What machine would you recommend for producing products in batches?

Firstly you need to decide what your range is going to be. It's wise to assess this need first before you visit your store as this will help you to narrow down to a machine that suits your requirements. If space is limited for you, there are lots of combi sewing machines available, too. The ultimate repeat garment production machines would be Brother's PR range. Versatility comes with the PR range for caps, bags, and big items, but the VR and V3 will also give you quality results, too. For smaller items or for those just dabbling, start with the Innov-is 880E. You can also explore creating your own motifs via PE Design. Just ask your local store for guidance.

I'm a dressmaker and tempted to invest in an overlocker. Is it worth it? What are these best used for?

Most dressmakers will tell you 'I wish I had an overlocker years ago'. It's one of those machines that once used, you'd never be without. These models give a professional finish to any garment and make the whole process faster by delivering a neat edge and a seam all in one go! It works by using two needles for the seam while securing the two looping threads which cover the raw edge. You can also use yours for adding tape on shoulder seams, inserting elastic and piping, plus gathering and making decorating cords.





QUESTIONS ANSWERED BY ANN WHITE, CUSTOMER SERVICES MANAGER FOR JANOME UK

My machine has a tendency to start sewing then stop completely. Why is this, and what should I do?

The machine will automatically stop after a few stitches if you press the lock stitch button. First, check the needle and presser foot are not damaged and are fitted correctly. Cleaning the Hook Race and Feed Dog regularly by taking out the bobbin, brushing out dust and lint should help too. Turn the power switch to OFF. Remove any tangled threads around take-up lever or hook race. Wait for at least 15 seconds to restart. Check your instruction book, computerised models have an error message code, if this problem continues contact an authorised retailer.

I want to sew with denim and heavyweight fabrics. How should I adapt my machine to sew with these?

Use the correct needles, a denim weight (Size 16/100) or a top stitch needle with a larger eye for heavier weight thread. See the new BI-level foot for 9mm models, which enables sewing at a constant width from the fold of the fabric. Perfect for thick materials like denim. If you decide to sew heavy weight fabrics regularly, you should invest in a strong machine with a powerful motor. The Janome HD2200 standard model is a good starting point and see the dedicated straight stitch HD9 semi-industrial model for those who sew heavy weight fabrics and furnishings regularly.

Help! Why is my bobbin not winding evenly?

Use the correct bobbin. Janome bobbins are slightly deeper than generic bobbins and hold more thread. Follow your instruction book to draw the thread from spool, using the end caps to secure to avoid the thread snagging on the spool as it comes off. Guide the thread around the bobbin winder thread guides. Insert the thread through the hole in the bobbin from the inside to the outside. Stop the machine when it has made a few turns and cut the thread close to the hole in the bobbin. Depress the foot control at an even speed, not too fast!

SEWING ROOM essentials

UPGRADE YOUR CRAFT SPACE WITH THESE HANDY MUST-HAVE ACCESSORIES



1

Since we discovered pre-wound bobbins, we haven't looked back since! Save time and effort on every single project with this Decobob set of 40 from Wonderfil, priced £32.60. Visit wonderfil.co.uk to find out more.



2

Make storage fun with this quirky golden thimble container from Wild and Wolf. It's made of sturdy porcelain and can be used for tidying away scissors, pencils, chalk, or whatever else you fancy. Priced £8.95 from amazon.co.uk

3

Staying organised is one sure-fire way to make every project go off without a hitch. This wooden thread organiser from Hobbycraft holds up to 60 spools and can be placed on a desktop or even wall-mounted, to create a colourful display.

It's priced £18 from hobbycraft.com





4

Make accurate cuts every time with a shiny new pair of dressmaker's shears. This pair from Prym have a clever sidebent handle design, giving maximum visibility and control as you cut. They're available from, jaccotts.co.uk, priced £21.



5

Keep your tools within easy reach by installing some wall-mounted pegboards in your craft room. Use them to store scissors, storage pots, inspirational pictures, and more – all whilst keeping your workspace clutter-free. We love this medium pink board from Block Design, priced £40. blockdesign.co.uk



7

Protect your surfaces by using a self-healing cutting mat. This four-in-one multi-mat from Hemline Gold features a fun signature print, metric and imperial guidelines, an anti-slip layout sheet, sandpaper pattern marking surface, and can be opened out to make a padded ironing mat. Priced £22.25, woolstuff.co.uk



8

These unique magnetic needle minders from Paraffle keep your sharps safe and secure without marking or harming your projects. They're available in a variety of different designs, priced £7.50 each. Visit paraffle-embroidery.com for more details.

11

Stay well-lit with the Halo Go from The Daylight Company. This portable magnifying lamp comes with a USB rechargeable battery that can illuminate your projects for up to eight hours at a time. £69.99, daylightcompany.com



10

When cutting out pattern pieces, accuracy is key – which is why you should invest in a really good rotary cutter. This 60mm cutter from Fiskars features an ergonomic soft-grip handle and a safe lockable blade. It's priced from just £13, quiltedbear.co.uk



SHOPPING

6

Bring a little pumpkin spice to your sewing box with this knitted pincushion from JenStarKnits.



Each one is handmade from 100% Merino wool and filled with toy grade wool stuffing.

They're priced £8 each from jenstarknits.folksy.com



9

Pressing is an essential part of dressmaking, but you don't need to drag out a full-sized iron every time. This mini steam iron from Prym is perfect for needlework, quilting, dressmaking, or even just as a handy travel iron. Priced £28.50,

empressmills.co.uk



12

One of the benefits of sewing as a hobby is that you can fix your own clothes and make them last far longer. Make the job easier with a wooden darning mushroom, which can be used to patch up small holes in socks, jeans, bedsheets, and more. These gorgeous wood-turned darning mushrooms are priced £8 each from thewhitepicketfenceworkshop.folksy.com

ADVANCED MACHINES

Top of the Class

LET'S GET HIGH-TECH

If you're an expert stitcher in need of a model that can keep up with your talents, you'll love our set of advanced sewing machines. With special features, innovative tools, and unbeatable high-tech specs, these models will give you access to a professional finish from the comfort of your home. Advanced machines will often include an innovative pivot, plus quilting and embroidery functions, and each one boasts fully computerised settings for added precision, so mistakes will be a thing of the past.



£1,499



Brother Innov-is 1800Q

The Innov-is NV1800Q offers an impressive range of specialist features at an affordable price. There are 234 stitches to choose from, and width and length can be adjusted by small increments, letting you get just the finish you want. Combining and saving stitch designs is easy with the Innov-is NV1800Q's LCD screen and touch sensor keypad. Use the My Custom Stitch setting for total control.

Super Features

- Large 210mm work space
- 232 built-in stitches
- ICAPS - Continuous Automatic Pressure System
- Option for multi-directional sewing

sewingcraft.brother.eu

brother

£1,629



Janome Atelier 7

The Janome Atelier 7 is a computerised sewing machine which has been designed to meet every challenge. You'll find a selection of 240 built-in stitches including the alphabet and numbers, and a one-step automatic buttonhole with 11 different styles. The One Step™ Plate Converter also allows you to switch from the zig zag to the straight stitch plate at the touch of a button.

Genius Design

- AcuFeed Flex layered fabric feeding system
- 240 stitches, including 11 buttonhole styles
- Auto pivot function
- Adjustable knee lifter

janome.co.uk

JANOME

£2,695



Bernina 570QE

Bernina 570QE sews stitches up to 9mm in width, with speeds of up to 1,000 stitches per minute. The bobbin holds up to 70% more thread than standard bobbins, allowing you to sew for longer. The Bernina Adaptive Thread Tension is also electronically adjusted to the selected stitch width, length, speed, and needle position on each penetration of the needle. The result is the finest stitching without pressing a button.


Sew Clever

- Built-in dual feed
- 1,450 stitches, including alphabets
- Automatic thread cutter
- Colour touch screen with advanced functions

bernina.com

BERNINA
made to create

£12.99



Ultimate Thread Guide by Becky Goldsmith

This amazing reference guide features a handy thread use key (organised by thread manufacturer) that shows the most common uses for each and every thread, helping you determine which one is right for your project. Plus, you'll get the inside scoop on thread types and fibres, thread weight, choosing the correct sewing machine needle, and how thread is made.

Bookshelf Must

- Advice on machine quilting thread
- Spotlight on key thread brands
- Advice on machine needle types
- Learn about the dyeing process

searchpress.com

£5,299



Janome Continental M7 Professional

Engineered to meet your demands, the Continental M7 Professional provides powerful penetration and needle force, perfect for dressmaking, quilting and more. Janome has implemented a durable DC brushless motor that gives you 1,300 stitches per minute. Add in the full metal frame and Janome's high standards for vibration suppression and you can be assured of a high-performance experience.


Essential Upgrade

- All metal flatbed machine
- 400 built-in stitches
- AcuFeed Flex Plus upper feed system
- Professional grade foot and needle plate

janome.co.uk

JANOME

£17.99



Beginner's Guide to Free-Motion Quilting by Natalia Whiting

Published by Stash Books, author Natalia Whiting's free-motion quilting instructions are illustrated with detailed photos that make it much easier to get beautiful results on your home sewing machine. You'll love the tips on layering and tacking, starting and stopping, and prepping your machine. You can then show off your new free-motion skills with six delightfully geometric quilt projects.

Stretch Your Skills

- Clear step-by-step photography
- Master machine loops and swirls
- Six complete quilt projects
- Full-size patterns for free-motion quilting

searchpress.com

Step up your sewing with our non-slip Pedal Pad



Every stitcher deserves a creative corner and there are so many ways to ensure your sewing space is up to scratch. One of our favourites has to be the introduction of a non-slip pedal pad – ideal for keeping your machine’s pedal in place as you power through your projects. Not only will this clever design from **Chloe Hailwood** save you from getting distracted by what’s going on under your desk, it will also help to improve your posture – keeping your foot in position throughout the sewing process.

YOU'LL NEED:

Fabric: printed fabric, one fat quarter; non-slip fabric, 30cm x 40cm
Stuffing

5mm seam allowance used throughout, unless otherwise stated.

1 Cut two 7cm x 16cm rectangles, one 3cm x 16cm rectangle and two 3cm x 22cm rectangles from cotton fabric. Snip a 16cm x 22cm backing piece. Cut two 13cm x 19cm pieces from non-slip fabric, use one piece for the front and set aside the second for the back. With right sides facing, lay the long raw edge of the 3cm x 16cm cotton strip along a 13cm cut edge of non-slip fabric; make sure the ends of the fabric strip equally overhang the ends of the non-slip fabric. Stitch together and flip the cotton strip to the right side, then press under a cloth.

2 With right sides facing, position and stitch one of the 7cm x 16cm rectangles along the top opposite side of the non-slip fabric. Place the cotton 6cm down from the top edge of the non-slip fabric. Stitch across, flip over and press. Layer the second 7cm x 16cm piece on top of the first, 1cm up from the seam with right sides facing. Stitch across, flip over and press. Pin the open edges in place.



Use a scrap of fabric as a pressing cloth and only use a medium iron setting when pressing the material to avoid melting the PVC

3 Pick up the 3cm x 22cm strips and lay, with right sides facing, along each of the long edges of the non-slip fabric, stitch together as before. Flip both to the right side and press. Fill the cavity at the top of the front piece with some stuffing and pin the opening closed again. Lay on top of the backing piece, both with right sides facing upwards, tack together all round and set aside.

4 Cut out another backing piece of cotton, 16cm x 22cm. Snip two strips, 3cm x 16cm and two strips, 3cm x 22cm. Lay the strips with right sides facing along the corresponding edges of the non-slip fabric, stitch together, turn the strips over to the right side and press. Tack the backing to the reverse of this back piece.

5 Lay the front directly on top of the back, right sides facing. Change the seam

allowance to 1cm and stitch all round leaving a 10cm gap along the bottom edge for turning through. Remove the tacking and carefully trim to reduce bulk around the corners. Turn through to the right side, gently pushing out the corners. Press and close the gap with a ladder stitch to finish.

Buy the fabric...

*We used Adorn
Puzzling Geometric
Frost cotton fabric,
£3.75 per fat
quarter, lovely
jubblyfabrics.co.uk
and non-slip PVC
fabric in pink,
£3.30 per roll,
aidapt.co.uk*

All about Overlockers

NEATEN YOUR SEAMS AND MUCH MORE

Overlockers (or sergers) use multiple threads to seam fabric while overcasting to cover raw edges. These machines can be used for construction and finishing, and they can even complete both processes at the same time. With an overlocker in your crafting corner, you will be able to count on perfection with every new project. You will also be able to future-proof your makes, making sure they don't fray or unravel over time. Offering a model for every budget, you are sure to love our specialist picks.



£ 3 2 9



Janome 9300DX

The Janome 9300DX gives you a wide range of overlocking features in a compact machine. It comes pre-threaded and has a built-in rolled hem feature (no plate change) for easy changeover. The differential feed prevents puckering and stretching, and can be used for fun special effects, while the upper knife can be deactivated for decorative sewing. Other features include whisper-quiet operation and an electronic foot control.

Great Value

- Three- or four-thread overlocking
- Retractable knife with adjustable cutting width
- Colour coded easy threading
- Electronic speed control

janome.co.uk

JANOME

£ 3 4 9



Singer HD0405S

The HD0405S Heavy Duty overlocker saves your time as it sews both the seam and seam finish together, while trimming away the excess seam allowance. You can use two, three or four threads for a variety of stitch combinations. Sew narrow hems on napkins, or stitch up a knot top with seams that stretch with the fabric without popping. You could also sew a decorative edge around a fleece blanket for an extra bit of flair.

Get Creative

- 1,300 stitches per minute
- Heavy duty metal frame
- Stainless steel bedplate
- Finish hems and cuffs with ease

singerco.co.uk

SINGER

£ 9 8 5



baby lock Enspire

Unwanted puckering or wavy seams? baby lock enspire's adjustable differential feed is the solution. There's no need to follow any threading points and there are no loose threads that could get tangled up. Simply insert the desired looper thread into the respective looper port, push the lever down and a gust of air shoots your thread up to the tip of the looper.

New Best Friend

- Auto needle threader
- Total manual control over tension
- Exquisite rolled hem
- Clearly calibrated stitch width

babylock.co.uk

baby lock

.....ULTIMATE OVERLOCKERS

£1,315



baby lock Victory

The Victory gives you a simple, uncomplicated and comfortable operation and thus creates great overlock results. This model also saves a lot of time by eliminating the need to adjust tensions. The thread feed system (ATD) only releases as much thread length as you need for a certain stitch type. The result is always precise seams, regardless of the yarn type and your fabric selection.

Features Galore

- Jet air threading for loopers
- Auto needle threader
- Highly successful differential feed
- Japanese engineering at its best

babylock.co.uk

baby lock

£1,865



baby lock Desire 3

The desire3 is a combined overlock and coverstitch machine. It comes with the unique jet-air threading system and automatic thread delivery system. This five-thread machine can be easily threaded or converted for the desired operation, and you can thread the loopers in any order thanks to separate threading paths.

Pro Results

- Unique tubular looper system for all three loopers
- A compact yet simple combination machine
- Quick changeover from overlocker to coverstitch
- Auto tension when overlocking

babylock.co.uk

baby lock

£1,920



baby lock Acclaim

baby lock Acclaim is an overlock machine equipped with the RevolutionAir™ threading system and the automatic yarn feed system. Thanks to the practical RevolutionAir™ threading system, the threads are threaded into the hook and the eye of the needle at the push of a button with a blast of air. The long-life LED lighting ensures a perfect view of your project, too.

All-in-One

- Jet Air threading for both loopers and needles
- Stitch width options
- Exclusive and distinctive Wave Stitch
- Extra high presser foot lift of 8mm

babylock.co.uk

baby lock

£3,515



baby lock Gloria

The Gloria provides up to eight threads, thus offering a variety of decorative effects and stitch combinations, such as the popular baby lock wave stitch. The proven automatic thread delivery system and stitch selector dispel any worries about thread tension adjustment, while the wide throat space provides maximum flexibility, letting you accomplish even larger projects. The bright LED tech rounds off the overall coverlock package perfectly.

Learn Today

- Much wider throat space
- Safety cut-out if the foot is up
- Calibrated presser foot pressure

babylock.co.uk

baby lock

£4,495



Bernina L-890

The BERNINA L890 is perfectly suited for working with all types of fabrics, particularly knitted materials. It sews, cuts and finishes in one easy step so that your sewing projects take shape in no time. It sews using two, three, four or five threads, providing the perfect seam for every design. It offers three different functions as a combo machine: overlock stitches, cover- and chain stitches, and four-thread or five-thread combo stitches.


So Simple

- Superior one-Step BERNINA Air Threader
- Simple on-screen stitch selection
- Auto tension with micro-adjustment
- Extremely precise, fast and quiet

bernina.com

BERNINA
made to create

£12.99



The Overlocker Technique Manual by Julia Hincks

This all-skill-level book is the ultimate guide to make sure you get the most out of your new overlocker (or out of that old one that you've never got the hang of!) Photographs and step-by-step instructions guide you through the essential techniques, showing you how to set up your machine, how to adjust the settings to get the best results on a range of different fabrics, and how to edge your fabrics quickly.

Read Me

- How to set up your overlocker
- Adjusting key settings
- Finish and securing ends
- Overlocking curves and corners

searchpress.com

STAR MACHINES.....

Ones To Watch

DISCOVER DESIGNS THAT OFFER SOMETHING A LITTLE DIFFERENT

If you've hunted around online and in-store for a sewing machine but you haven't spotted that one with that 'je ne sais quoi', then why not flick the page and look over our line-up of ultra-efficient machines that are packed with features? Each one is a dream to work with, whether you're a passionate dressmaker or a homeware hobbyist. Come and take a browse through this comprehensive range.



£ 399



Singer HD6605C Heavy Duty

The Singer Heavy Duty 6650C is made with a full metal frame to reinforce and hold in place its components when sewing at high speeds of up to 1100 stitches per minute. It's a sturdy sewing machine with a motor that is 60% stronger than standard ones; it's also 30% faster too, and has a selection of 100 stitch patterns. Enhanced piercing power will also see you sew tough fabrics with ease, including denim, faux fur, and thin types of leather.

True Classic

- Heavy-duty metal frame
- 215 stitch applications
 - Touch of a button stitch selection
 - Programmable needle up/down

singerco.co.uk



£ 899



Brother Airflow 3000 Overlocker

Introducing Brother's first ever electronic air assisted overlocker. Built for speed and ease, there's an electronic air threader, advanced needle threader, seven distinct finishes, differential feed of 0.7-2mm, quick change levers, 5-7.5mm stitch width, fast sewing speeds of up to 1,300spm and lots of included accessories. Packed full of amazing technology, it's one of the most cost-effective electronic overlockers on the market.

Effortless Seams

- Brightly lit work area
- Safety sensor and error LED
- Excellent stitch quality
- Air threading technology

sewingcraft.brother.eu



£ 1,299



Singer SE300 Legacy

A sewing machine by Singer that's also an embroidery machine, you can switch between the two to create, then embellish, your ideas with 250 built-in stitches, and 200 included embroidery designs. High sewing and embroidery speeds mean you can complete projects in no time at all with 800 sewing stitches per minute and 700 embroidery stitches per minute. Download and use the complimentary software to open up even more embroidery patterns and possibilities.

Dream Model

- 250 built-in stitches
- Software included for USB transferring
- Endless Hoop Capability
- 3 STAYBRIGHT™ LED Lights

singerco.co.uk



£12,999



Brother Luminaire Innov-is XP3

Brother has added a new flagship model to the top of its range. Replacing the XP1, the Luminaire XP3 is the first word in sewing, quilting and embroidery luxury. It's packed with Brother's revolutionary StitchVision projection technology, InnovEye scanning, over 1,500 embroidery patterns, 844 stitch designs, Disney magic, built-in design capabilities and wireless connectivity. With Brother's largest workspace, longest arm and biggest embroidery frame, it's a machine that's as brilliant as its owner's ideas.

Tech Savvy

- **StitchVision technology**
- **Stitch Tapering Function**
- **65 square inches of workspace**
- **192 built-in Disney designs**

sewingcraft.brother.eu

brother

INTRODUCTORY PRICE

£13,999



Janome Continental CM17

Janome is proud to introduce the Next Generation Combo machine. High-definition quilting, and fast sewing speeds, are a few reasons to love this model. Introducing new features such as the Thumbwheel function means you can control the needle position for intricate projects. Plus, it offers the largest embroidery hoop in the industry at 280mm x 460mm.

Next Generation

- **Large high-definition colour touch screen**
- **Industrial strength embroidery unit. 1,230 built-in designs**
- **Free motion option with Accurate Stitch system**
- **Free motion Accurate Stitch Regulator (A.S.R), compatible with rulers**

janome.co.uk

JANOME

£14.99



The Sewing Machine Accessory Bible by Wendy Gardiner and Lorna Knight

This book will show you how you can get the most out of your sewing machine, simply by changing feet from working easily with the full range of fabrics (even the most slippery and stretchy ones), to great time-saving tricks like easy zips and buttonholes. For those new to stitching, you will find all the help and advice you need to get your machine out of its box for the first time too.

Top Title

- **Comprehensive troubleshooting guide**
- **Learn about basic and speciality feet**
- **Get to grips with zips and buttons**
- **How to unpack and set up your model**

searchpress.com

Natural Notes

Introducing the ultimate spa treatment for your fabrics, Eucalan delicate wash



What you can wash...

- Complex quilts
- Stuffed animals
- Vintage garments
- Ornate needlepoint
- Handsewn curtains
- Silky intimates
- And, so much more...

essential oils, there are five options to choose from: eucalyptus, lavender, jasmine, grapefruit, and unscented for those sensitive to smells.

Eucalan is both consciously crafted and consciously committed. Its formula is non-toxic, quickly biodegradable, and free of bleach, dye, and optical brighteners. The company itself is also a proud member of 1% for the Planet, taking responsibility for the planet's health by donating 1% of annual sales to environmental non-profits that create positive change. Finally, with a back-to-basics approach, Eucalan's no-rinse formula has proven effective for laundering all types of fabrics for 30+ years. From hand-sewn quilts to vintage upholstery, the options with this no-rinse wash are endless.

Laudry need not be a chore with Eucalan Delicate Wash, a detergent designed to gently clean your most beloved handmade pieces. You'll forgo a rough washing machine with this no-rinse wash that will preserve the look and the durability of your delicate items. The lanolin-enriched formula acts as a natural conditioner, keeping fibres supple and reducing static. Scented with only

baby lock

For the **LOVE** of the **PERFECT STITCH**



baby lock offer overlock, cover stitch and machines that combine both. The special thing about these machines is that they are very easy to thread, with a lever or by push the button. You also don't have to think about the perfect thread tension. With baby lock you can sew with ease.

BABY LOCK REPRESENTS LONG-LASTING QUALITY, INNOVATION, ABSOLUTE SEWING SAFETY AND FUN SEWING.

A-mazingly fuss-free sewing!

Whether you're just learning to sew or are a seasoned pro, the Innov-is A Series is incredibly easy to use – with no complicated adjustments or settings.

Enjoy smooth, powerful, even sewing with our effortless, one-touch needle threader and improved feed. These machines make light work of all fabrics, from lightweight to heavy, helping you to achieve all kinds of creative projects.

Visit our website for more details:
sewingcraft.brother.eu



A150



A80



A60SE



A50



A16

    /BrotherSewingUK

 /BrotherSewingEurope

